

GMB *bulletin*

NEWS LETTER

March 1 2008

No.027

GMB is moving Europe

Automotive OEM segment in Europe

Universal Joints installed in OEM assembly line 12,500,000 kits / year
(=Shaft X 1.7)

Shafts required in assembly lines / year

HCV/Truck+Bus	850~900,000
Car + LCV	5,000,000
Agricultural/PTO	750,000
Industrial/Marine	810,000

GMB share = 20%

Heavy Commercial Vehicles
900,000shafts X 1.8 = 1,620,000 UJs


GMB is working more intensively
on HCV (500,000pcs/year)
= 31% GMB share




AVAILABLE NOW!

WATER PUMP






HONDA

WATER PUMP	TENSIONER & IDLER BEARING	CAR NAME	ENGINE MODEL	MODEL	YEAR
GWHO-58A 19210-RGA-J10 19210-RGA-J00 19210-RGA-010 19210-RGA-000 	NA 14510-RGA-003	LIFE	P07A 660	JB5/6 JB5/6(TURBO)	03.09-04.01 03.10-04.10

MITSUBISHI

WATER PUMP	TENSIONER & IDLER BEARING	CAR NAME	ENGINE MODEL	MODEL	YEAR
GWM-83A ME996790 ME993474 	NA	MONTERO PAJERO	4A40T 2800	V26/46	91-

MITSUBISHI

WATER PUMP	TENSIONER & IDLER BEARING	CAR NAME	ENGINE MODEL	MODEL	YEAR
GWT-86AH 16100-19265 16100-19305 	GT80430 13505-15050 	CALDINA CARINA COROLLA CORONA SPACIO	7AFE 1800	AE115G AE115N AT191 AT191G AT211 AT211G	95.08-02.07 97.01-01.05 94.08-01.05 96.01-97.08 96.01-01.12 97.08-
GWT-117AH 16100-19126 16100-19225 16100-19226 	GT80420 13505-11040 GT80380 13503-11030 	TARCEL STARLET SERA RAUM CARINA CALDINA CORSA CYNOS	2E 1300 2EELU 1300 2EETELU 1300 3E 1500 4EFE 1300 4EFTE 1300 5EFE 1500 5EFHE 1500	EE101 EE102V/103V/104G EE106V/107V/108G EE111 EL44 EL51/52/53/55 EL52C/54/54C EP71	91.06-95.05 94.01-02.06 91.09-94.01 95.05-00.08 91.01-95.08 94.09-99.07 95.08-99.07 84.10-89.12
GWT-138A 16100-79265 16100-79455 	NA	DYNA HIACE HILUX REGIUS	1RZ 2000 1RZE 2000 2RZE 2400	RCH42V RZH100G RZH101G/111G RZH102V/112K/112V/124B	97.06-02.05 89.08-95.08 89.08-05.03 89.08-03.07