

**NEW**

# **GMB** **AVAILABLE NOW**

**26 FEB. 2019**

## **NEW ITEMS**

### **■ FAN CLUTCH**

**MAZDA**

**GFMZ-208**

**GFMZ-214**

**NISSAN**

**GFN-233**

**GFN-234**





**SUZUKI**

**GFS-204**







AVAILABLE NOW  
FAN CLUTCH

## MAZDA

PART NO.	APPLICATION GUIDE			
<b>GFMZ-208</b> JE15-15-150 JE23-15-150 JE56-15-150	JE	3000	MPV	 
<b>GFMZ-214</b> SL01-23-907 SL01-15-140 SL50-15-150B SLA3-15-150 SLF2-15-150	SL	3500	TITAN	 

## NISSAN

PART NO.	APPLICATION GUIDE			
<b>GFN-233</b> 21082-67G00 21082-85G01	NA16S NA20S	1600	DATSUN	 
<b>GFN-234</b> 21082-6P003	VQ35DE VH45DE	3500 4500	PATHFINDER INFINITI Q45	 

## SUZUKI

PART NO.	APPLICATION GUIDE			
<b>GFS-204</b> 17120-52D10	N36A	3600	XL-7	